

Lens Edging System

Designed and
Developed by
iiNEER Co., Ltd.




TQQLTIP

www.iineer.com

Lens Edging System

Program Selection Guide

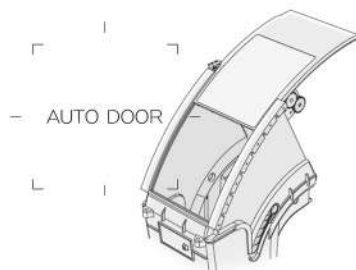


01

TOOLTIP INE200

PREMIUM EDGER

“Best functions and unrivaled processing speed in its class!”



13.3" LCD & User friendly interface

World largest touch screen (13.3") in its class is applied for intuitive operation. User friendly UI/UX - all functions can be viewed and set in the same screen.

2D&3D Manual Function

Simultaneous 2D editing and 3D simulation practiced supports precise beveling and locate the best grooving spot. Manual operation is also supported to provide perfect processing.

SPECIFICATION

Size(mm) : 596 X 504 X 518 / 55Kg
Display : 13.3inch Full HD LCD / Touch
Power Supply : 100~230V 50/60Hz
(Free Voltage)
Edging Size : Min18,5mm / Max93mm
Utilities : Auto Door / Barcode / USB



Simultaneous Bilateral Feeling

Special material made 2 feeling tips support simultaneous bilateral feeling. Figuring thickness of lens time has greatly reduced with 2 times faster feeling speed.

Built-in Wide Wheel

23mm wide roughing wheel is built in for stable processing of high curve lenses and thick lenses.

High performance BLDC motor

Equipped with 530W high performance BLDC to improve lens processing speed and durability which provides precise control and stable processing performance.

FREE remote customer service

Wifi accessed remote customer service provide fast diagnosis of the problem, and software support in real time for customer satisfaction.

HQ / Local Rep.

Server

User

"When problem occurred, user contacts HQ or local representative for remote customer service."

Password

EDGING MODE

A. Processable material:

PL / PC / HI / GL / TR

B. 10 different processing modes

Beveling

Mini Beveling

Flat Edging

Grooving

Mini Chamfering



Chamfering

Polishing

Mix

Asymmetry Bevel

Asymmetry Flat



02

TOOLTIP INT200 / PREMIUM TRACER

"Ultra-precise 3D tracing technology provides a perfect fitting."

Multi-Interface function

Multi-control methods by coupling with INE200, the TOOLTIP Edger. It can be controlled on the touch screen of INE200 or by pressing buttons, user can choose either way to operate.

Perfect Tracing of high-curve frames

Tracing Tip designed with optimal angle and stroke can precisely measure high-curve frames. 3D scanning technology can trace various lenses including Binocular, Monocular, Pattern, Engraved, High-curve lens.

High-end precise ball screws

A. Ultra-precise ball screw which supports μm control is applied to every axis for faster, more precise tracing.
B. Durability is secured with high performing slip ring is applied in rotating part to improve root cause of damage on harness when rotation is practiced in one direction continuously.

SPECIFICATION

Size(mm) : 298 X 306 X 224 / 9Kg


Tracing Type : Automatic 3D

Binocular Tracing

Frame Material : Metal / Plastic / Optyl

Pattern Mode : Pattern / Demo Lens

Grip Type : Vertical Clamping



03 TOOLTIP INB200 / PREMIUM BLOCKER

“Balanced structural design provides precise and stable blocking.”

White LED light for clear view

White LED light is applied for fast and accurate blocking. User can minimize eye-exhaustion by controlling brightness of the LED

Built-in Blocking Arm

Blocking arm is built-in, not detachable to minimize assembly errors and increase durability and precision of blocking.

Optimal lens block fixing method

Using 2 Ball Plungers to locate lens block in the center stably.

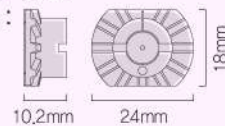
SPECIFICATION

Size(mm) : 126 X 198 X 205 / 2.5Kg

Rotate Type : Manual


Light Source : LED

Lens Blocks :



Designed and
Developed by
iINEER Co., Ltd.





MADE IN KOREA

iiNEER

iiNEER Co., Ltd.

B-1703, Gunpo IT Valley, 17 Gosan-ro-148-beon-gil, Gunpo-si, Gyeonggi-do, Republic of Korea 15850

TEL. +82-31-461-1125 FAX. +82-31-461-1127 E-mail. nadiaaaa@iineer.com www.iineer.com